

Economic mirror February 2010

Republic of Serbia-Autonomous Province of Vojvodina



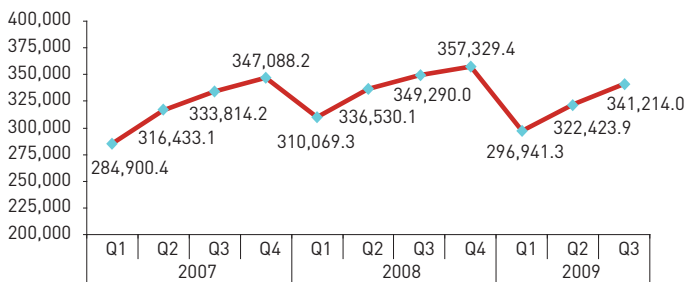
Center for Strategic Economic Studies
"Vojvodina-CESS" Government of AP Vojvodina

MACROECONOMIC INDICATORS

GDP in the Republic of Serbia, at constant prices 2002, mil. RSD

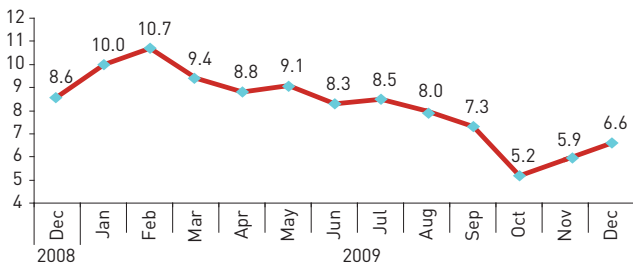
*Note: Values of GDP for 2008 represent preliminary results of Statistical office of Republic of Serbia

*Note: Values of GDP for 2009 are estimated by Statistical office of Republic of Serbia



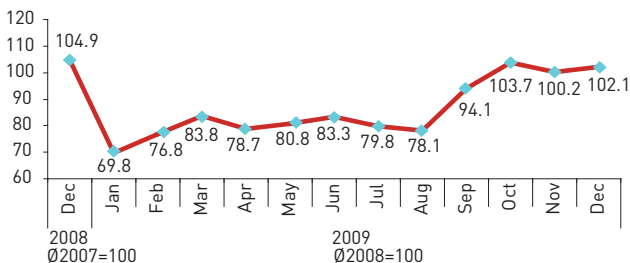
— GDP in the Republic of Serbia, at constant prices 2002, mill. RSD

Inflation (in %) in Republic of Serbia, consumer prices



— Inflation, Consumer prices - average annual growth rate

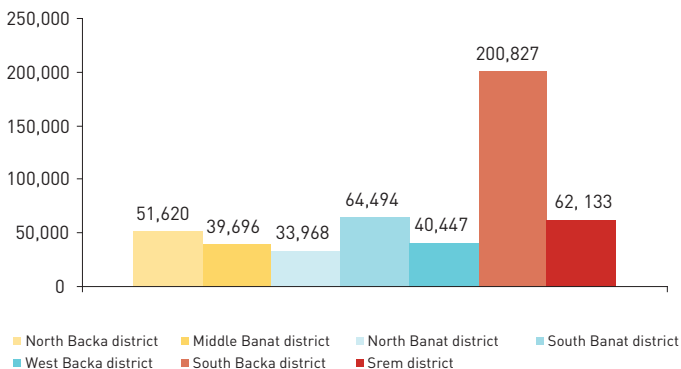
Indices of industrial production in AP Vojvodina



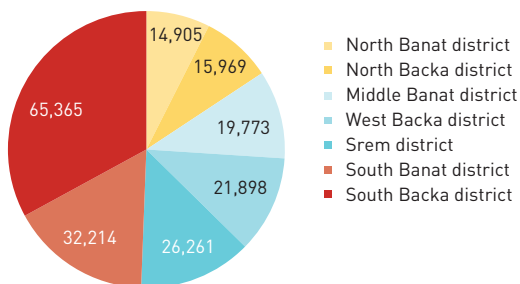
— Industrial production indices in AP Vojvodina

Labour market

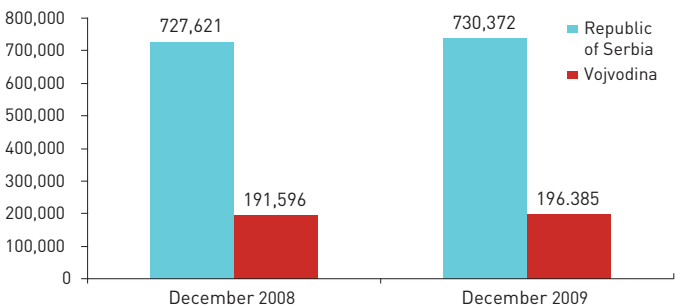
Employed persons in AP Vojvodina, by districts, September 30, 2009



Unemployed persons in AP Vojvodina, by districts, December 2009

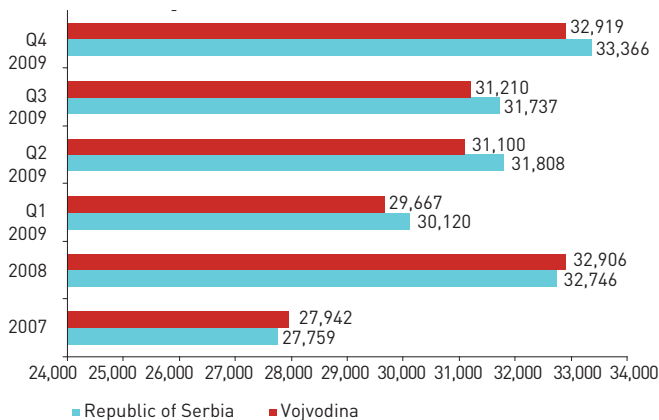


Unemployed persons, December 2008 and December 2009

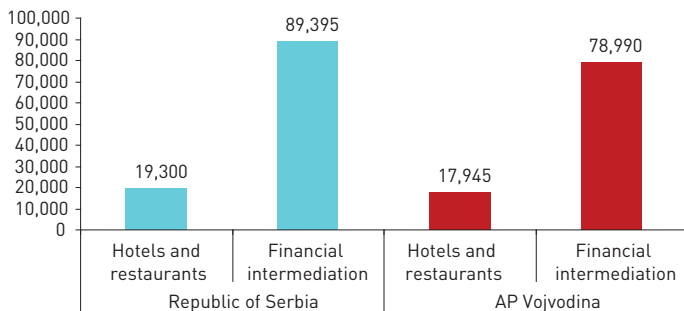


Wages*

Average wages



Sectors of activities with highest and lowest average wage, December 2009



Municipalities in AP Vojvodina with the lowest and with the highest average wages, December 2009

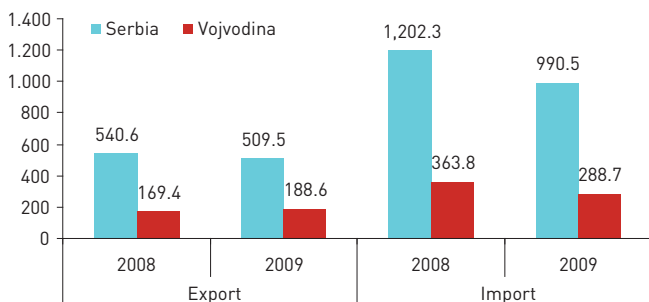
Lowest		Highest	
Municipality	Average wage (RSD)	Municipality	Average wage (RSD)
Odzaci	23.143	Vrsac	51.342
Bela Crkva	24.478	Beocin	49.586
Plandiste	24.527	Novi Sad – city	43.726
Srbobran	25.492	Senta	42.832
Kovacica	25.808	Apatin	40.474

* Wages are shown without taxes and contributions

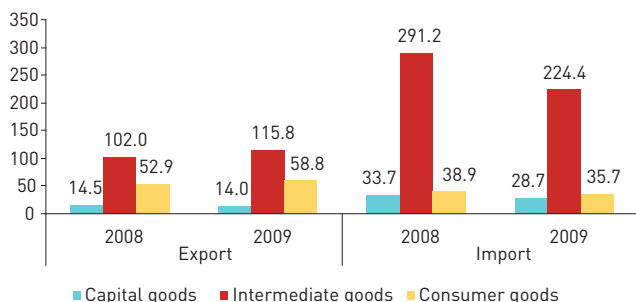
* By data of the National bank of Serbia, in December 2009 the average exchange rate between the Serbian Dinar (RSD) and the Euro (EUR) was: 1EUR=95.98 RSD

Foreign trade performances of Republic of Serbia and AP Vojvodina

Foreign trade performances, December 2008 and December 2009, in mil.EUR



Export and Import of AP Vojvodina by economic destination, December 2008 and December 2009, in mil. EUR



Share of AP Vojvodina in total export and import of Republic of Serbia, (in %)

