

Economic mirror September 2009

Republic of Serbia-Autonomous Province of Vojvodina

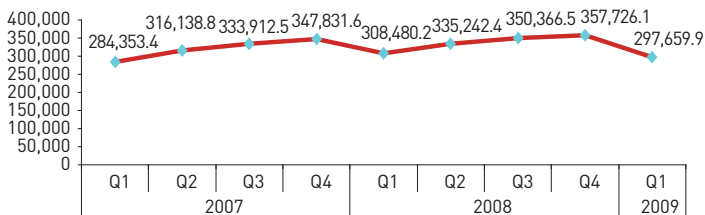


Center for Strategic Economic Studies
"Vojvodina-CESS"
Executive Council of AP Vojvodina

GROSS DOMESTIC PRODUCT

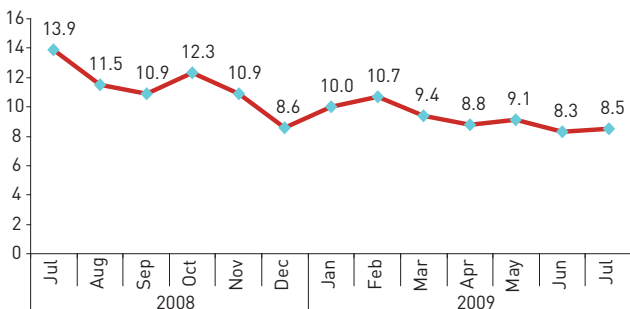
GDP of Republic of Serbia, in constant prices (2002) in mil. RSD

*Note: Values of GDP for years 2008 and 2009 are estimated by Statistical office of the Republic of Serbia



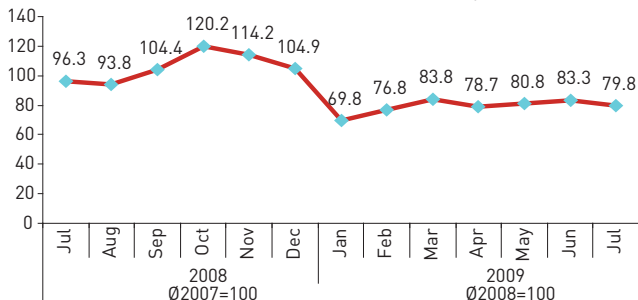
— GDP of Republic of Serbia, in constant prices (2002) in mil. RSD

Inflation in (%), consumer prices, Serbia



— Inflation, Consumer prices-average annual growth rate

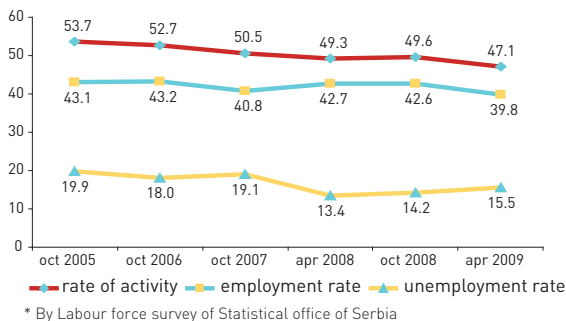
Indices of industrial production in AP Vojvodina



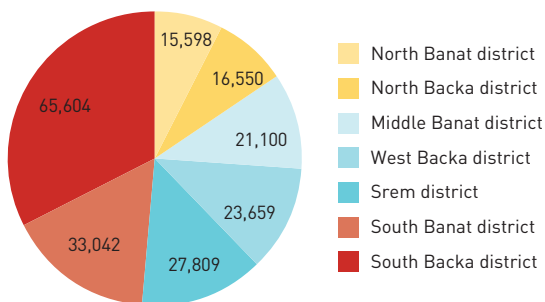
— Indices of industrial production in AP Vojvodina

LABOUR MARKET

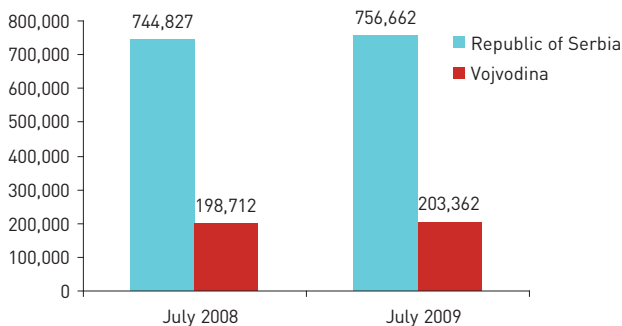
Characteristics of the labour market for the population of Vojvodina 15+ years old, by activity*



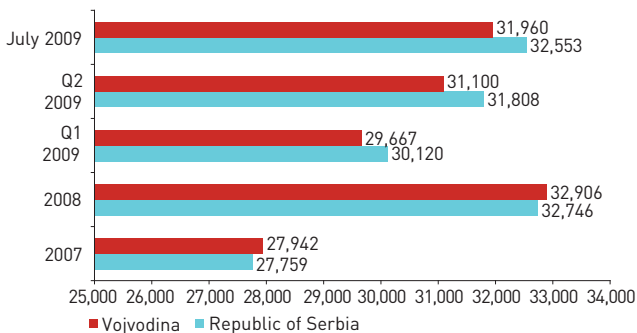
Unemployed persons in AP Vojvodina, by districts, July 2009



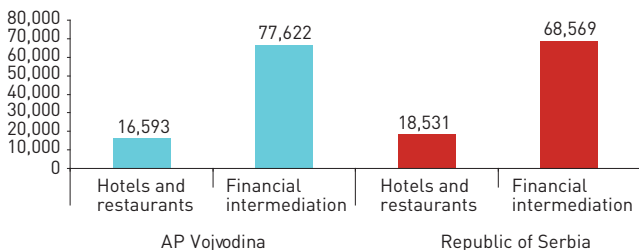
Unemployed persons, July 2008 and July 2009



Average wages



Sectors of activities with highest and lowest average wage, July 2009



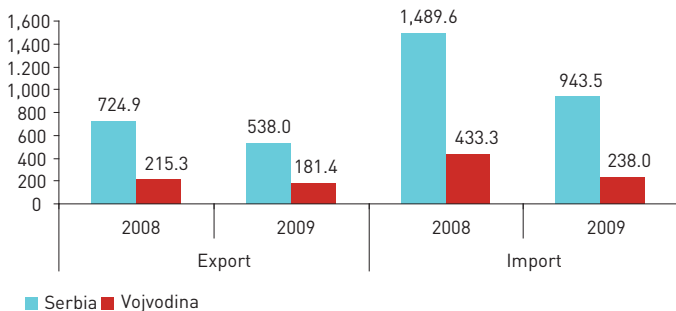
Municipalities in AP Vojvodina with the lowest and with the highest average wages, July 2009

Lowest		Highest	
Municipality	Average wage (RSD)	Municipality	Average wage (RSD)
Temerin	20,519	Apatin	48,254
Bac	20,547	Novi Sad – grad	38,155
Plandiste	21,950	Beocin	35,718
Backi Petrovac	22,023	Vrsac	35,259
Becej	22,340	Pecinci	34,840

* Wages are shown without taxes and contributions

FOREIGN TRADE PERFORMANCES OF REPUBLIC OF SERBIA AND AP VOJVODINA

Foreign trade performances, July 2008 and July 2009, in mil.EUR



Export and Import of AP Vojvodina by economic destination, July 2008 and July 2009, in mil. EUR



Share of AP Vojvodina in total export and import of Republic of Serbia, (in %)

