

# Economic mirror November 2009

Republic of Serbia-Autonomous Province of Vojvodina



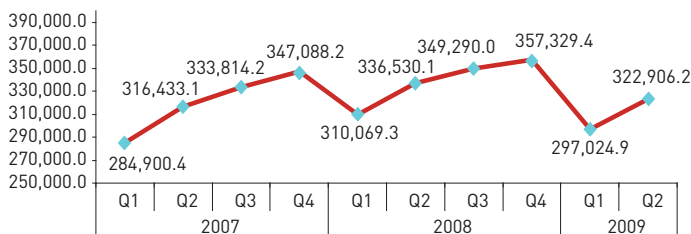
Center for Strategic Economic Studies  
"Vojvodina-CESS"  
Executive Council of AP Vojvodina

## MACROECONOMIC INDICATORS

### GDP in Republic of Serbia, at constat prices 2002, in mil. RSD

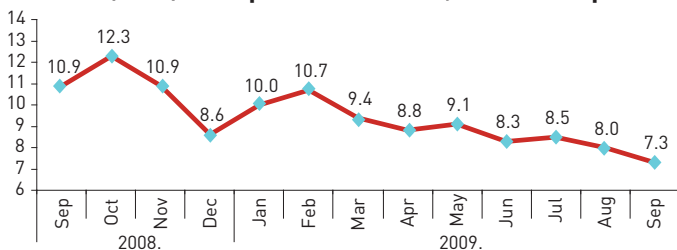
\*Note: Values of GDP for 2008 represents preliminary results of Statistical office of Republic of Serbia

\*Note: Values of GDP for 2009 are estimated by Statistical office of Republic of Serbia



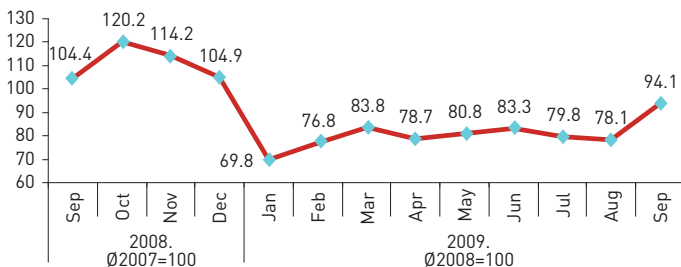
— Gross domestic product in the Republic of Serbia, at constant prices 2002, mill. RSD

### Inflation (in %) in Republic of Serbia, consumer prices



— Inflation, Consumer prices-average annual growth rate

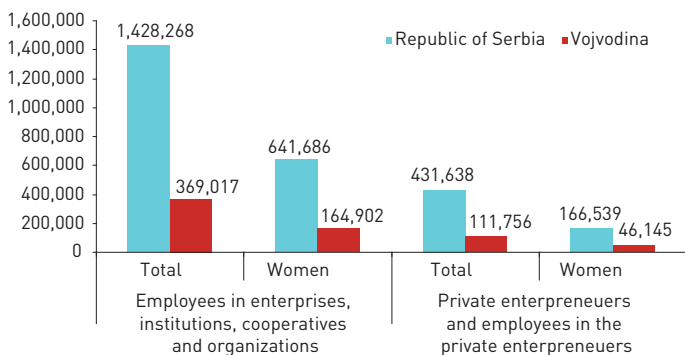
### Indices of industrial production in AP Vojvodina



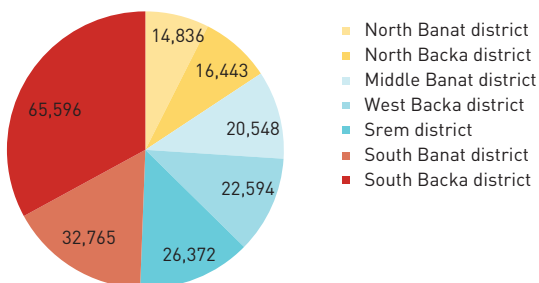
— Indices of industrial production in AP Vojvodina

## Labour market

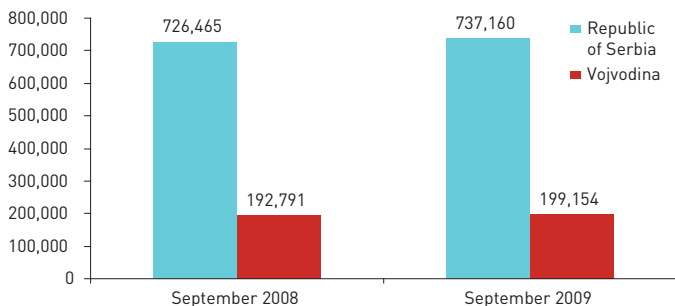
### Employed persons, by sectors of activity in AP Vojvodina and Republic of Serbia, March 31, 2009



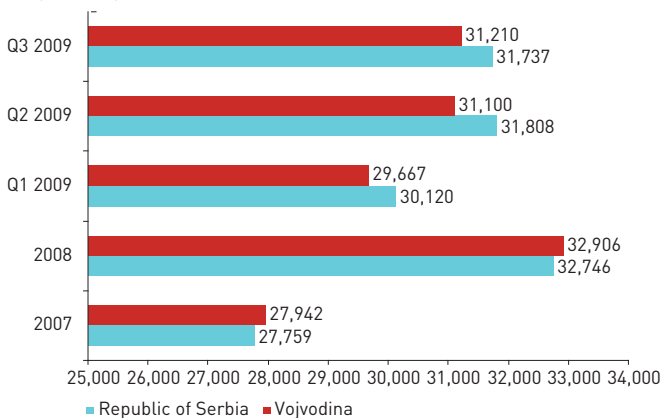
### Unemployed persons in AP Vojvodina, by districts, September 2009



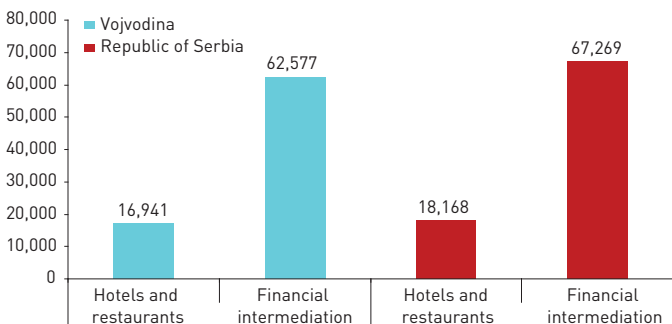
### Unemployed persons, September 2008 and September 2009



## Average wages



## Sectors of activities with highest and lowest average wage, September 2009



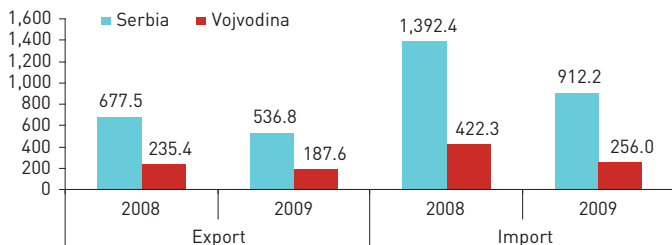
## Municipalities in AP Vojvodina with lowest and highest average wages, September 2009

Lowest		Highest	
Municipality	Average wage (RSD)	Municipality	Average wage (RSD)
Bac	20,942	Beocin	36,936
Kovacica	21,201	Novi Sad	36,303
Odzaci	21,406	Apatin	35,292
Srbobran	21,750	Vrsac	34,933
Backi Petrovac	21,815	Pecinci	34,684

\* Wages are shown without taxes and contributions

# Foreign trade performances of Republic of Serbia and AP Vojvodina

## Foreign trade performances, September 2008 and September 2009, in mil.EUR



## Export and Import of AP Vojvodina by economic destination, September 2008 and September 2009, in mil. EUR



## Share of AP Vojvodina in total export and import of Republic of Serbia, (in %)

