

Economic mirror January 2010

Republic of Serbia-Autonomous Province of Vojvodina



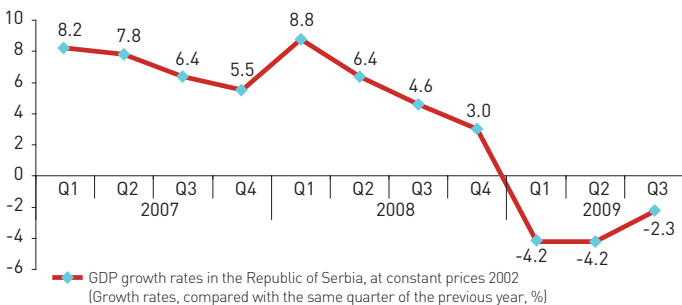
Center for Strategic Economic Studies
"Vojvodina-CESS"
Executive Council of AP Vojvodina

MACROECONOMIC INDICATORS

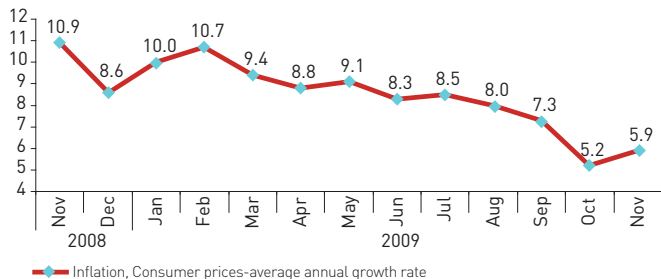
GDP growth rates in the Republic of Serbia, at constant prices 2002

*Note: Values of GDP for 2008 represent preliminary results of Statistical office of Republic of Serbia

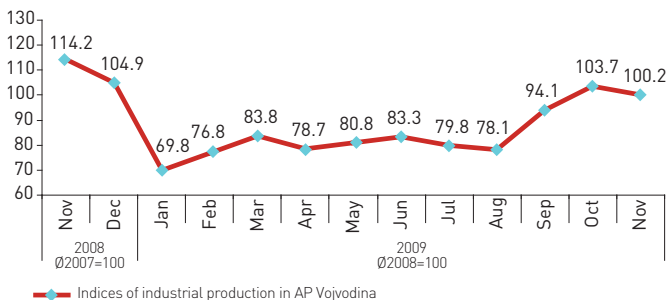
*Note: Values of GDP for 2009 are estimated by Statistical office of Republic of Serbia



Inflation (in %) in Republic of Serbia, consumer prices

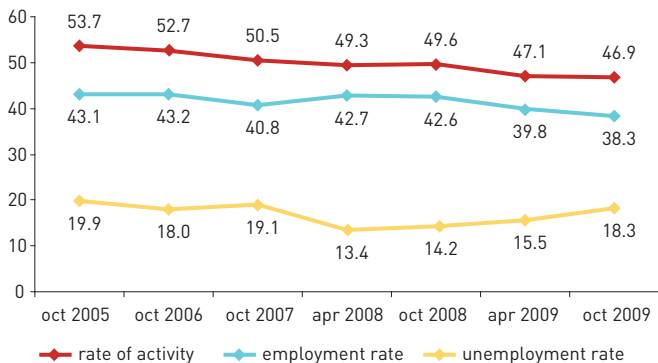


Indices of industrial production in AP Vojvodina



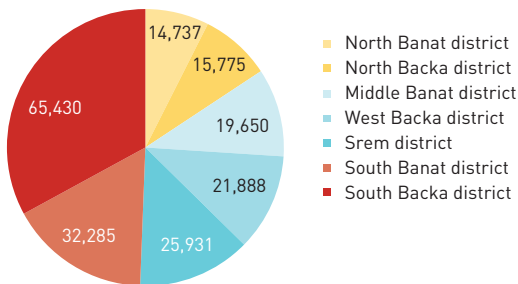
Labour market

Characteristics of the labour market for the population of Vojvodina 15+ years old, by activity *

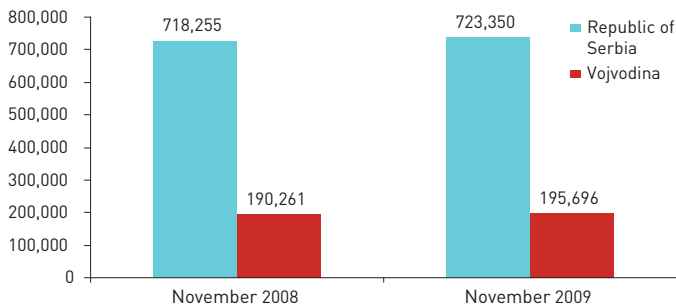


* By Labour force survey of Statistical office of Serbia

Unemployed persons in AP Vojvodina, by districts, November 2009

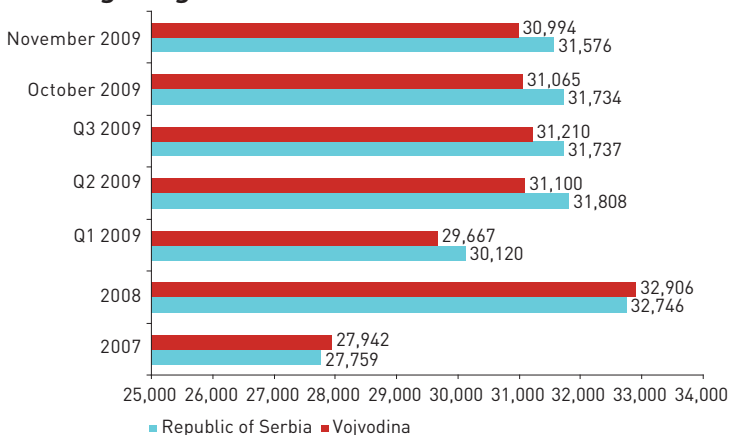


Unemployed persons, November 2008 and November 2009

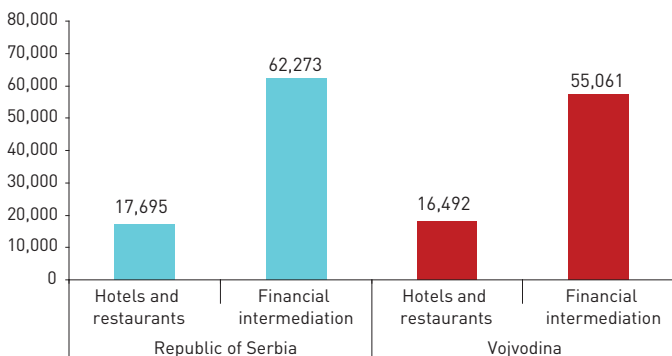


Wages*

Average wages



Sectors of activities with highest and lowest average wage, November 2009



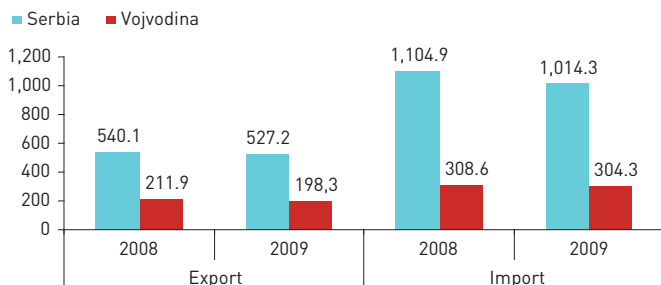
Municipalities in AP Vojvodina with the lowest and with the highest average wages, November 2009

Lowest		Highest	
Municipality	Average wage (RSD)	Municipality	Average wage (RSD)
Bac	21,096	Apatin	37,900
Srbobran	21,947	Novi Sad – city	35,998
Backi Petrovac	22,327	Pancevo	35,372
Temerin	22,714	Pecinci	35,095
Becej	23,166	Vršac	34,803

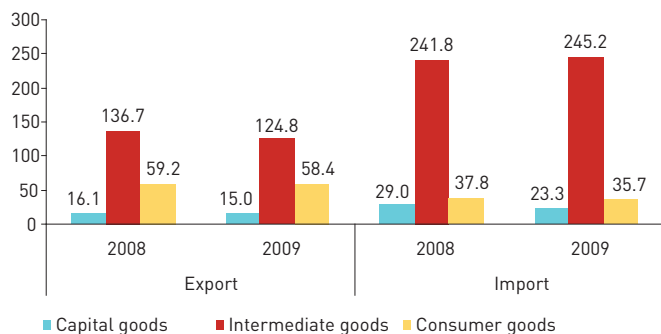
* Wages are shown without taxes and contributions

Foreign trade performances of Republic of Serbia and AP Vojvodina

Foreign trade performances, November 2008 and November 2009, in mil.EUR



Export and Import of AP Vojvodina by economic destination, November 2008 and November 2009, in mil. EUR



Share of AP Vojvodina in total export and import of Republic of Serbia, (in %)

