

# Economic mirror December 2009.

## Republic of Serbia-Autonomous Province of Vojvodina

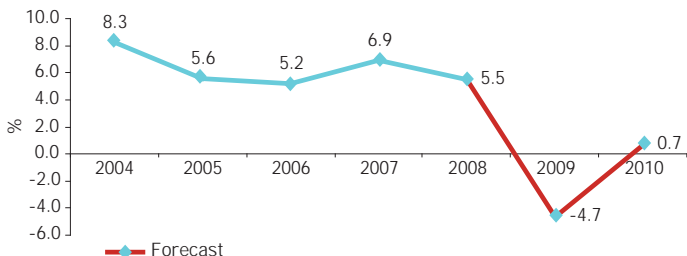


Center for Strategic Economic Studies  
"Vojvodina-CESS"  
Executive Council of AP Vojvodina

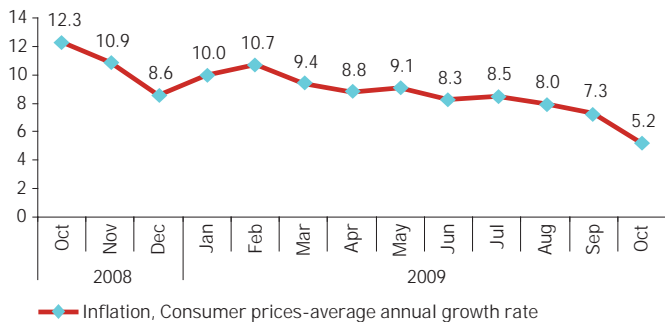
## MACROECONOMIC INDICATORS

### Growth rate of GDP in %, Republic of Serbia

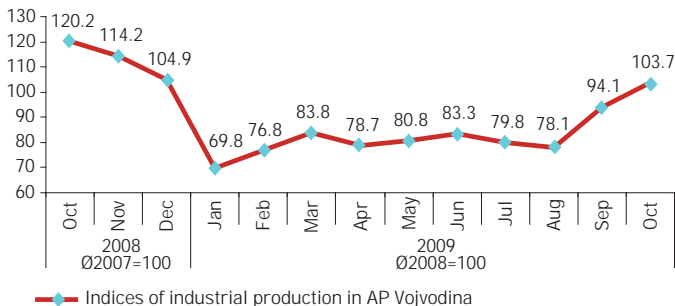
\*Note: The values of GDP for 2009 and 2010 are estimated by the Centre for Strategic Economic Studies of the Executive Council of Vojvodina and the Institute for Advanced Studies IHS, Vienna



### Inflation (in %) in Republic of Serbia, consumer prices

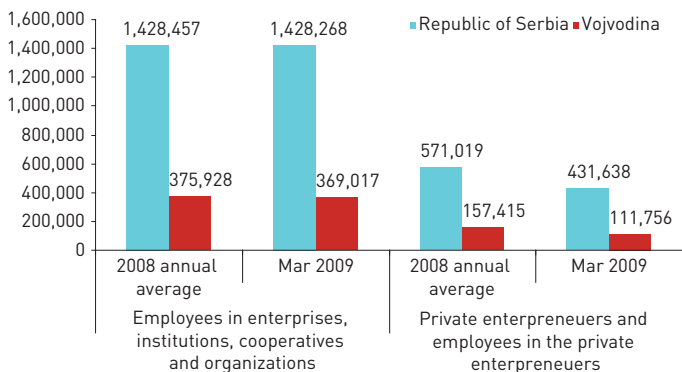


### Indices of industrial production in AP Vojvodina

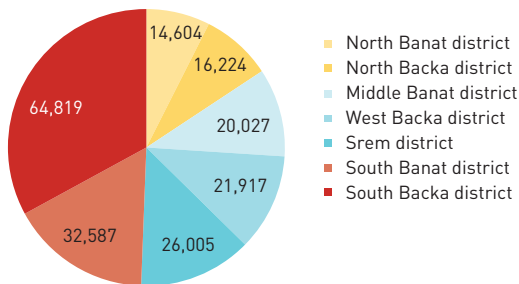


## Labour market

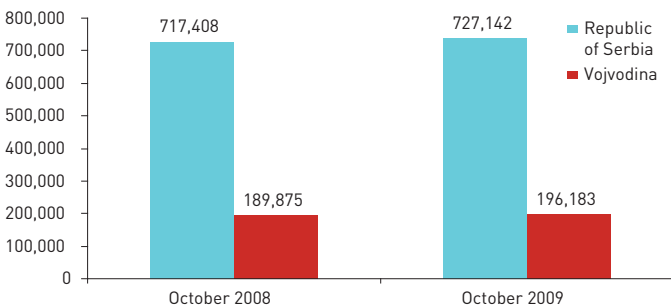
### Employed persons, by sectors of activity in AP Vojvodina and Republic of Serbia, comparison of annual average in year 2008 and situation at March 31, 2009



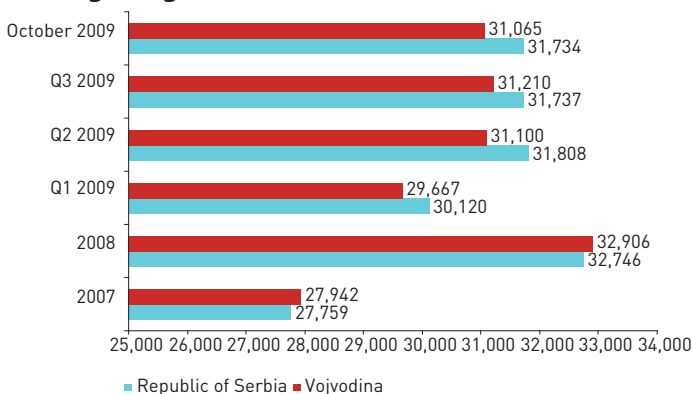
### Unemployed persons in AP Vojvodina, by districts, October 2009



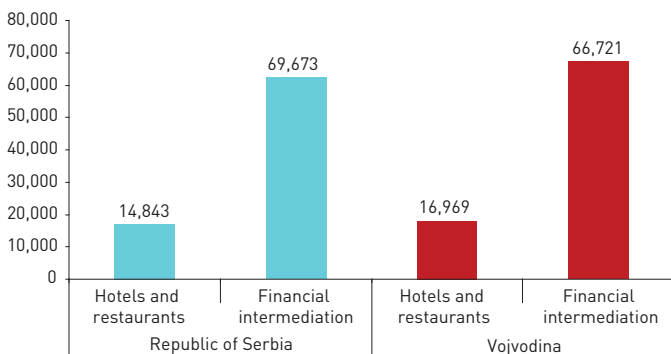
### Unemployed persons, October 2008 and October 2009



## Average wages



## Sectors of activities with highest and lowest average wage, October 2009



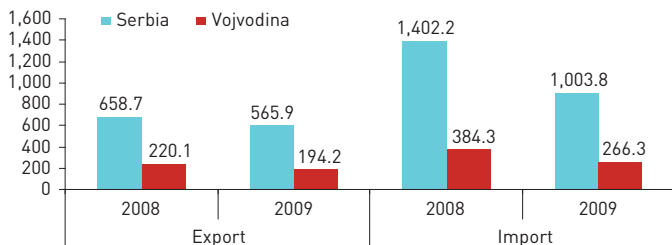
## Municipalities in AP Vojvodina with the lowest and with the highest average wages, October 2009

| Lowest         |                    | Highest         |                    |
|----------------|--------------------|-----------------|--------------------|
| Municipality   | Average wage (RSD) | Municipality    | Average wage (RSD) |
| Backi Petrovac | 19,260             | Pecinci         | 37,055             |
| Bac            | 21,289             | Novi Sad – city | 36,713             |
| Srbobran       | 21,820             | Apatin          | 35,274             |
| Titel          | 22,283             | Senta           | 34,289             |
| Plandiste      | 22,393             | Vrsac           | 34,086             |

\* Wages are shown without taxes and contributions

# Foreign trade performances of Republic of Serbia and AP Vojvodina

## Foreign trade performances, October 2008 and October 2009, in mil.EUR



## Export and Import of AP Vojvodina by economic destination, October 2008 and October 2009, in mil. EUR



## Share of AP Vojvodina in total export and import of Republic of Serbia, (in %)

